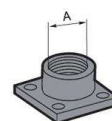
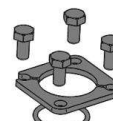
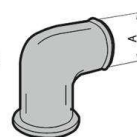
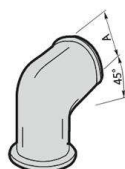
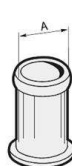
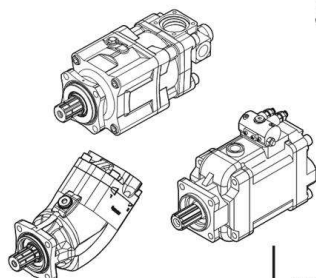
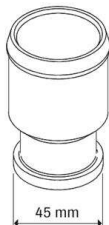
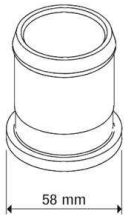




## Suction Connections Sauganschlüsse Suganslutningar



	A		max. l/min					
	mm	inch		0°	45°	90°		
SAP 012-064 SCP 012-064 SAPT 090  	32	1 1/4"	50	18245	18617	—	—	—
	38	1 1/2"	65	18048	20100	18400	—	—
	42	1 5/8"	85	—	20136	—	—	—
	45	1 3/4"	110	—	20423	—	—	—
	50	2"	120	18047	20101	18401	—	—
	64	2 1/2"	165	—	20139	—	—	—
		G 1"	50	—	—	—	—	50403
Clamping Plate kit, klemm- plattensatz, klämplattsesats				—	—	—	50339	—
SAP 084-108 SCP 084-108 SAPT 130 SCPD 56/26, 76/76 SLPD 20/20-64/32 SVH 062-130  	38	1 1/2"	65	18049	—	18402	—	—
	42	1 5/8"	85	—	20137	—	—	—
	45	1 3/4"	110	—	20424	—	—	—
	50	2"	120	17890	20102	18403	—	—
	64	2 1/2"	165	18603	20103	18394	—	—
	75	3"	260	18366	20274	—	—	—
		G 1 1/4"	80	—	—	—	—	50404
Clamping Plate kit, klemm- plattensatz, klämplattsesats				—	—	—	50225	—

Given flows valid for mineral oil (10-1500 cSt) and maximum of 2 meter long suction line.

Die angegebenen Volumenströme beziehen sich auf Mineralöle (10-1500 cSt) und einer max. 2 Meter langen Saugleitung.

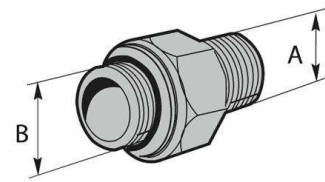
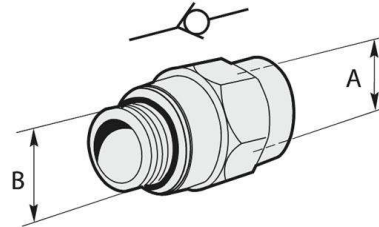
Angivna flöden gäller för mineralolja (10-1500 cSt) och max 2 meter lång sugledning.



Checkvalves  
Pressure connections

Rückschlagventilen  
Druckanschlüsse

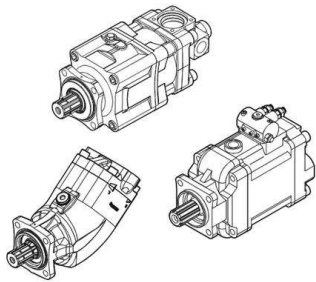
Backventiler  
Tryckanslutningar



ext. 74



int. 60



	max. l/min	A		B			
		Taper Kegel Kona		Taper Kegel Kona			
SAP 012-064	90	G $\frac{3}{4}$ "	-	G $\frac{3}{4}$ "	int. 60°		50296
SCP 012-064	160	G $\frac{3}{4}$ "	int. 60°	G1"	int. 60°		50297
SAPT 090							
SCPD 56/26, 76/76	90	G $\frac{3}{4}$ "	-	JIC 1 $\frac{1}{16}$ "	ext. 74°		50298
SLPD							
SVH 062	90	G $\frac{3}{4}$ "	-	G $\frac{3}{4}$ "		91712	
SAP 084-108 SCP 084-108 SAPT 130 SVH 092-130	160	G1"	-	G1"	int. 60°		50299
	160	G1"	-	JIC 1 $\frac{1}{16}$ "	ext. 74°		50300
	160	G1"	-	JIC 1 $\frac{5}{16}$ "	ext. 74°		50301
	90	G1"	-	G $\frac{3}{4}$ "	int. 60°		50302
	160	G1"	-	G1"		91713	

3404GB-DE-SE1506 Rev 1.0