









MANIFOLD BLOCKS

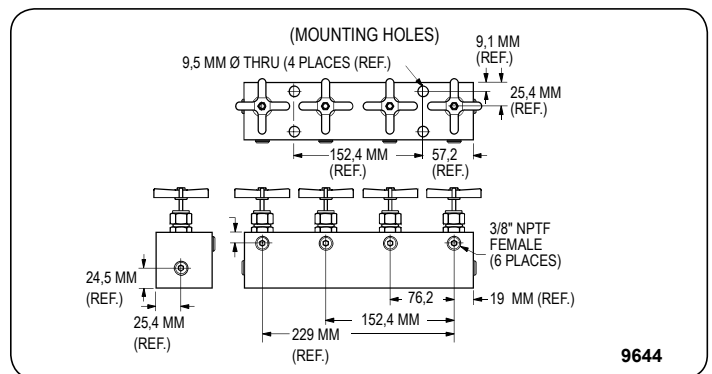
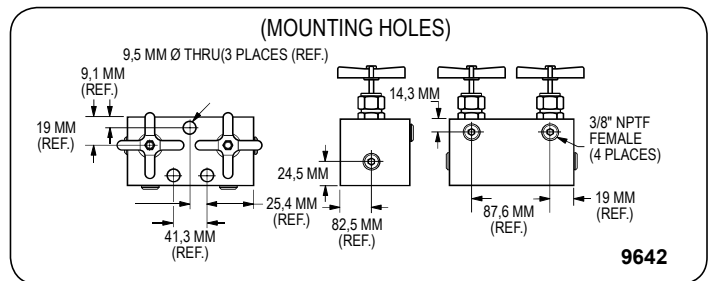
Select from a wide assortment of high pressure manifold blocks to customize your system.

	Order No.	Description
	9691	<b>"Y" Manifold.</b> Extremely useful when connecting two hydraulic cylinders to a single line. Has three 3/8" NPTF ports. Wt. 0,45 kg.
	9634	<b>Manifold block.</b> This manifold is for multiple-cylinder installations, has four 3/8" NPTF ports and two 6,4 mm mounting holes. 2" Square 1.5" thick. Wt. 0,7 kg.
	9635	<b>Manifold block.</b> This hex-shaped manifold offers extra versatility with six 3/8" NPTF ports and two 6,4 mm mounting holes. 2.5" Hex x 1.25 thick. Wt. 0,9 kg.
	9617	<b>Manifold block.</b> When a multiple-cylinder installation is required, this manifold is invaluable. Has six 3/8" NPTF ports to handle larger multiple-cylinder systems. Wt. 1,4 kg.
	9648	<b>Manifold block.</b> This 178 mm long manifold block has seven 3/8" NPTF ports and two 6,4 mm mounting holes. Wt. 1,2 kg.
	9627	<b>Manifold block.</b> This 406 mm long manifold block allows you to mount the 9575 or 9596 valves without interference. Has seven 3/8" NPTF ports and two 6,4 mm mounting holes. Wt. 2,7 kg.
	9626	<b>Pump-mounted, manifold block.</b> Converts pump-mounted valves for use with remote-mounted valves. This manifold block is sub-plate mounted on the pump cover plate and provides 3/8" NPTF pressure and return ports. Maximum recommended flow rate is 19 l/min. <b>Note:</b> If used on PE30 or PG30 series pump, 12,7 mm longer mounting screws are required. Order four (4) No. 11956 screws separately.

MANIFOLD BLOCKS WITH NEEDLE VALVES

For independent multiple-cylinder operation, feature needle valves for precise manual control.

	Order No.	Description
	9642	<b>2-Port Manifold.</b> Manifold with two needle valves for control of two cylinders. Has four 3/8" NPTF ports. Wt. 3,7 kg.
	9644	<b>2-Port Manifold.</b> Manifold with four needle valves for control of four cylinders. Has six 3/8" NPTF ports. Wt. 7,3 kg.



Technical Dimensions

Manifold Number	A (mm)	B (mm)	C (mm)
9617	177,8	38,1	38,1
9627	406,4	114,3	38,1
9648	177,8	38,1	38,1

