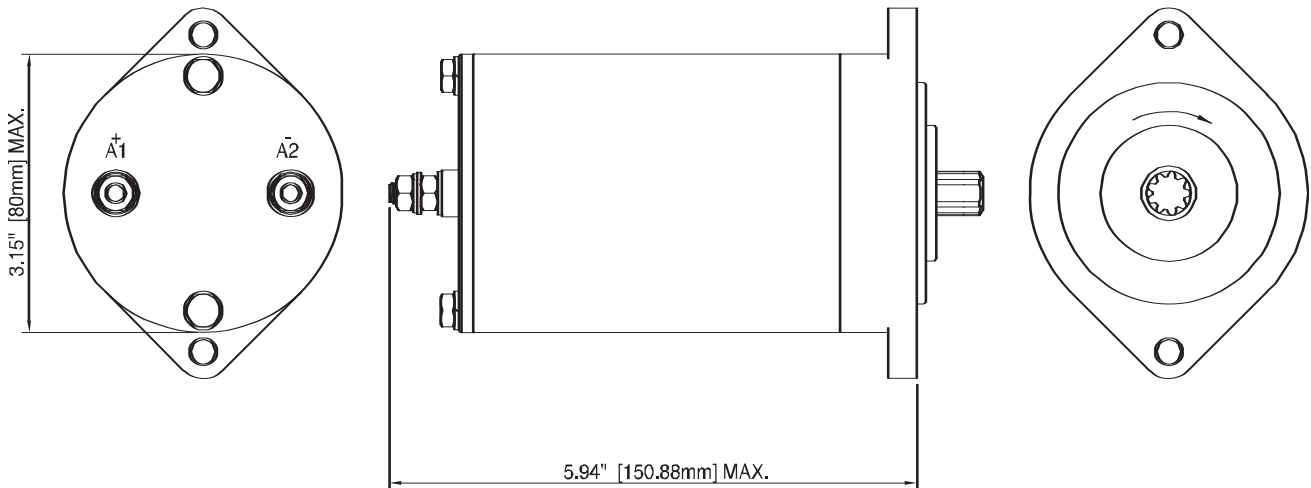


KM05-09

3.0" 12-24V DC MOTOR PERFORMANCE



KIT NO.	VOLTAGE	POWER	UL RECOGNIZED	BRUSH KIT
KM05	12 VDC	500W	YES	K-77
KM06	24 VDC	500W	YES	K-78
KM08	12 VDC	800W	YES	K-77
KM09	24 VDC	800W	YES	K-78

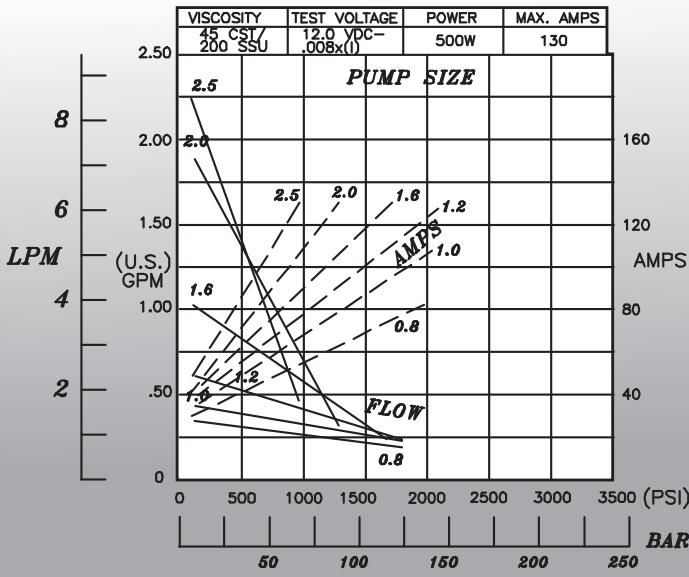
If using KS5 Smart Start, you must order K-104 and 5199-AA.

Note: Stone uses a network of qualified suppliers to ensure availability. There are minor dimensional and cosmetic differences between vendor's products.

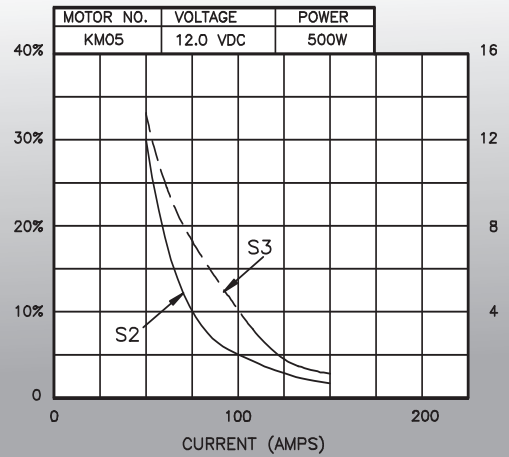
KM05-08

3.0" 12V DC MOTOR PERFORMANCE

KM05 Flow/AMP vs. Pressure Curve

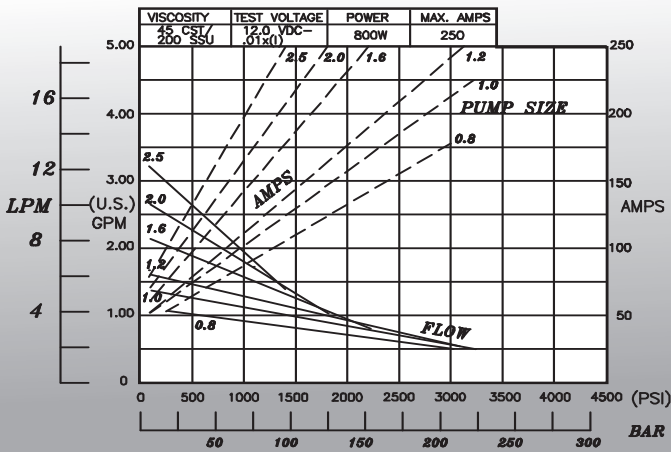


KM05 Motor Duty Cycle

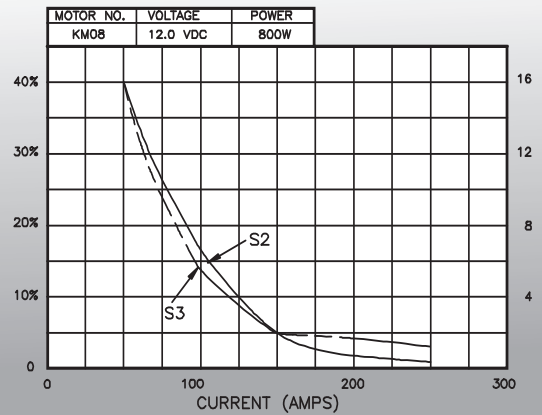


S2 Duty Rating in minutes.
S3 Duty Rating on time. (% of 5 minutes)

KM08 Flow/AMP vs. Pressure Curve

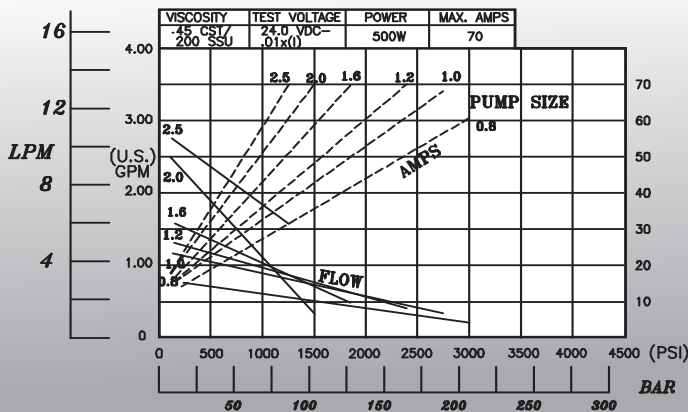


KM08 Motor Duty Cycle

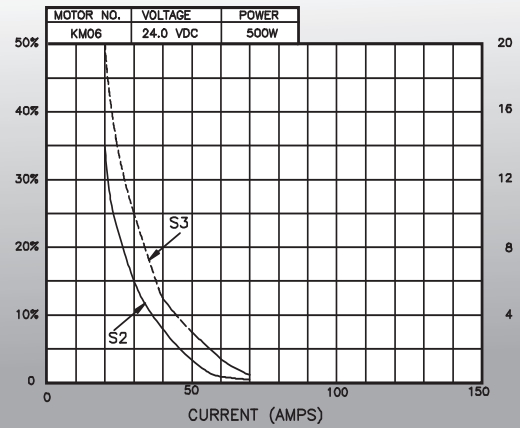


3.0" 12-24V DC MOTOR PERFORMANCE

KM06 Flow/AMP vs. Pressure Curve

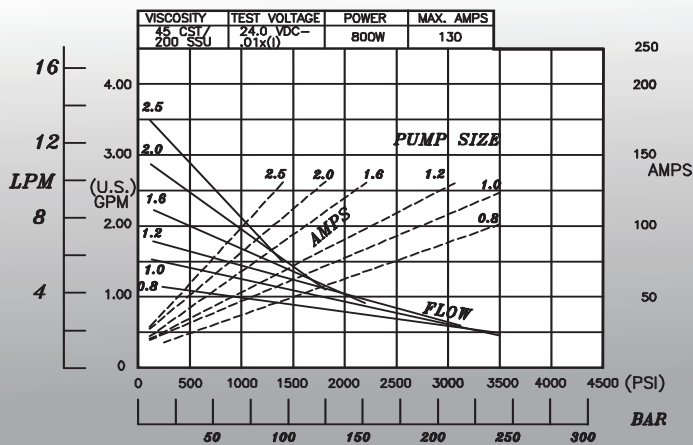


KM06 Motor Duty Cycle



S2 Duty Rating in minutes.
S3 Duty Rating on time. (% of 5 minutes)

KM09 Flow/AMP vs. Pressure Curve



KM09 Motor Duty Cycle

